



www.123FreeVectors.com

October 2016

Superintendent's News

Inside this issue:	
Music Notes	2
Library News	3
Café'teria	4
Art Class	5
College Planning	6
2016 Picture Day	7
Activity Calendar	8
Menu	9
Red Ribbon Week	10



It is hard to believe but the end of the first quarter is quickly approaching. The first quarter will end on October 13th. Please take time to review with your child/children their grades. Parents I encourage you to check your child/children's progress on Infinite Campus. If you are not familiar with the parent portal please contact the office for assistance and your login information. I cannot stress the importance of ending the first quarter by doing your best work. The first quarter will set the stage for the remainder of the year. If you have any questions or concerns please do not hesitate to set up a time to visit with the teacher. Communication is extremely important! During the month of October there are several important dates and activities on the school calendar. Please visit our website, follow us on Twitter, Facebook, or contact the office for updated information.

A few weeks ago the Nebraska Department of Education released the NeSA (Nebraska State Accountability) scores. Hay Springs Students continue to perform well on the NeSA. However; in order to get better and to provide the best education I believe we must look at the data and determine the best ways to move forward. This year we scored extremely well in Science. All three grades being tested (5th, 8th, 11th) scored above the state average. In Reading, Hay Springs Students continue to show success. The NeSA Math continues to be an area where we need to improve. After reviewing the results of Math, we have identified a few standards in the middle school and high school where we will need to focus on as we continue to improve and get better.

Our plan for this year will be spending time in Teacher In-Services discussing areas of improvement along with developing research based strategies. The staff has already started developing new lessons and reviewing new curriculum to meet the changing standards and testing format that was recently updated by the Nebraska State Department. We have mixed up our Math Department at the middle level and high school. Our current School Improvement Team is in the process of discussing changing our District Goal from Writing to Math. With all this being said, I strongly believe that the education in Hay Springs is strong and we are **Empowering Students to Achieve Lifelong Success.**

If your child was in the 3rd-8th, or 11th grade last year a copy of their individual scores along with their report card will be handed out and discussed during Parent Teacher Conferences on October 20th. In the meantime if you have any questions or concerns about how we are doing please feel free to call me or stop by the school. I enjoy talking about the success of our students! The information from NeSA scores can be found at the following website: www.education.ne.gov

October 21, 2016

Before the last home Varsity football game of the season vs. Hyannis, Troop E. of the Nebraska State Patrol will be here set up to show different enforcement activities for ALL to participate in. Hope to see you there!

Enrollment Information

<u>School Year</u>	<u>Students</u>
2010-2011	137
2011-2012	138
2012-2013	141
2013-2014	176
2014-2015	172
2015-2016	200
2016-2017	189

Music Notes

By Raime Varvel



The 5th graders have begun beginning band. These students are so excited and motivated, I love this time with them as they progress quickly and improve by leaps and bounds every day! Please be an encouragement of your students practicing! You should hear them practicing at home on Thursday, Friday, Saturday and Sunday, other than that they are welcomed to leave their instrument at school. I know right now it may not always sound beautiful, but with continued hard work and encouragement from you they will improve quickly!

Hay Springs is hosting the PANCO Honor Choir on Friday, November 4th. The PANCO choirs will come together, rehearse all day and then put on a concert at 4:30 in the Hay Springs auditorium. Mark this date on your calendar as you will not want to miss this concert.

Concerts: due to the increase in our elementary numbers we have decided to split the elementary concert schedule.

*1st, 2nd & 3rd grade students will perform at the Christmas Concert on **Dec. 20th at 7pm;**

*4th, 5th & 6th grade students will perform a Spring Concert in May.

*Kindergartners will perform at their graduation ceremony in May.

*7th & 8th grade and High School concerts:

-Nights the Lights and Music Concert-**December 16th at 7:30 pm**

After the Santa Soup Cook-off

-Pre-Contest Concert and recital held before their contest performances in the spring.

As the dates for these concerts become established we will make sure to get them out to you!

CALLING ALL LOCAL SINGERS! We will once again be having a community choir for the Nights, the Lights and Music concert. Rehearsals will begin on Sunday, October 16th from 6:30-8:00pm in the music room. Mrs. Jungck will again be our fearless leader! Spread the word and bring a friend!

Like our facebook page at **HS Hawks Music Notes** to keep up with what's going on in the music room.

The freshmen class and FCA group are selling Little Caesars Pizza Kits until Oct. 5th. If you are interested, please let the school office know and we will make sure someone finds you!

Test Dates

Test Date	Registration Deadline	Late Registration Period (Late Fee required)	Photo Upload Deadline
December 10, 2016	November 4, 2016	November 5 – 18, 2016	December 2, 2016
February 11, 2017	January 13, 2017	January 14 – 20, 2017	February 3, 2017
April 8, 2017	March 3, 2017	March 4 – 17, 2017	March 31, 2017
June 10, 2017	May 17, 2017	May 6 – 19, 2017	June 2, 2017

Library News

“There is more treasure in books than in all the pirate's loot on Treasure Island. “


That is a quote from Walt Disney. Yes, the same Walt Disney that made movies and Disneyland.

Come to the Bookaneer Book Fair and find treasures for your favorite pirate. There will be books for preschoolers through middle school. Students will bring home fliers in early October giving them a preview of the books. An even larger selection is available through our online store.

Check it out at

<http://www.scholastic.com/bf/hayspringpublicschool1>

The Book Fair will start Monday, October 17 and run through Monday, October 24. As always we will be open after school until 5:00 and Thursday evening until 8:00 during Parent-Teacher conferences.



Tech Bytes

by Larel Reimann

The Care and (not) Feeding of Laptops



Some items for parents to discuss with their students who use laptops at school:

- ◆ Please talk to your student about keeping their laptop in the bag that came with it. It is fine if they want to put their device in their backpack, but it should be in the laptop bag first and then put inside the backpack. This affords a second layer of protection from the other assorted odds and ends floating around in their backpacks. Students should keep track of their laptop bags too because at the end of the school year, if a device is turned in without a bag, the student will be charged for a replacement bag.
- ◆ Make sure your student is using the charger provided to them to charge their laptop devices. Just because a different charger fits in the socket on the device doesn't mean that the electrical properties of that charger are the same as the original. Best case is that the charger just won't work. Worst case is that the charger could damage the device and thus end up costing the student money to replace the failed device. Not to mention the possibility of a fire.
- ◆ Do not feed the laptops. Laptops should not be in the school lunchroom during meals. Your student may be the most careful, responsible student in the school, but accidents happen. What if your student had their laptop bag (containing the laptop of course!) hanging on one of the coat hooks in the cafeteria and another student went to reach for theirs (also on a coat hook) and knocked your student's laptop to the floor by accident. Yeah, your student's laptop is broken and they are responsible for paying for the damage. The same goes if something accidentally spills on the device and damages it. Remind your student to be very careful with food and drink around their device and not to place it in dangerous locations.

Asbestos Notice

Notice is hereby given by Hay Springs Public Schools District #3, Sheridan County, Nebraska, that Asbestos Management Plan for said school is on file in the administrative offices of each school. GEMS has examined all buildings of said school and the results and recommendations of said inspection are included in the Management Plan. All materials containing asbestos shall receive periodic surveillance and shall be re-inspected each six months and each three years. Response actions as recommended in the Management Plan have been complete for abatement and re-insulation.

Café'teria News:

By Miss Wendy

After a month how are we doing?

We have been working with the students to help them understand what a qualified meal is. Helping them understand they can still have choices and variety. I think the kids are doing well.

I really want the kids to know every day they will have food choices that they like.

Pizza Machine update:

YIPPEE!! Pizza warmer is here and we have been enjoying pizza daily. But we are enjoying more than just pizza. We are enjoying Calzones, Cresants, Stromboli . The possibilities are endless. The new machine was put into service September 26 and the Kids enjoyed another option to their lunch choices. Currently students can choose between 4 or 5 main meal items each day. Students have access to the Fruit and Veggie bar that boasts of 9 different fruits and veggies. That is a pretty cool thing for a school our size. Not to mention a choice of three different milks and three different juices.

After School Sales: Each School day students can purchase food and drinks prior to their practices. They can charge items to their food accounts or pay cash. Items are either \$1.00 or \$.50. It is a great way for students to get refueled for their activities.

Come and Eat!!!

Parents are always welcome to come and eat with their student. Once a month we plan a special event to encourage parents, grandparents, etc. to come and sit down and eat with their student s. Below is the list of dates for our 2016-17 school year:

October 13 – Bring a fireman to lunch
 November 22 – Thanksgiving Dinner
 December 22 – Christmas Dinner
 January 31 – Super Bowl
 February 14 – Valentines Day
 March 16 – St Patrick's Day
 April 20 – Fathers Day
 May 8 – Mothers Day



Please contact the office 638-4434 to RSVP a week in advance for any of these dates. I need to make sure I have plenty of food. Your Students get so excited to have you eat with them and I enjoy it too!!

Assessment News

By Mrs. Marx

Students in grades one through eleven will start taking the NWEA MAPS tests the week of October 3rd. We are hoping to finish our NWEA Maps assessments prior to parent-teacher conferences so you can receive those results at conferences. If you do not or if you have questions please contact Mrs. Marx after conferences.

Your child's teacher should notify them of an impending test. You can help your child by remembering it is important for him/her to get a good night's sleep before testing and to eat a good breakfast. Also remind your child that these tests are important and encourage him/her to do their best.

Art Class

By Ms. Holtmeier and Mrs. Rice



The students seem to be enjoying the new art class. Mrs. Rice and I are progressing our way through it. Neither of us have ever done an art class before! With only 30 minutes once a week, projects are taking longer than we expected. There are a couple of completed projects hanging in the cafeteria, please feel free to come have a look. One is the Dot Quilt. K-1 observed dot day! In conjunction with the librarian, we created a dot quilt to commemorate the day. The other is the 'body collage'. 2-5 are making these as group projects. It has taken them weeks, some have used a theme, others just glued random pictures on their cut out body.

We are gearing up for the big 3: October, November and December. We have a few big projects that the students need to complete by a certain date. Next month there will be some paper mache and painting projects for Halloween. Expect those projects to come home the week before Halloween.

We will likely keep some student work for Academic Fair and County Fair, so if your child says that we wouldn't let them bring something home, that is the reason.

In order to complete some of our big projects we need your help!!!

We are in need of:

Baby food jars

Large brown grocery bags

Paper towel and toilet cardboard rolls

Shoe boxes (any size)

Quaker oatmeal round boxes with the lids

Newspapers

Used cards, Christmas or any other, we want the pictures on the front.

Empty cans with lids (cans that mixed nuts come in, or anything else, but that size)

Empty soup and vegetable cans

Thank you so very much!

We are enjoying getting to know and working with your children. I hope they are enjoying their new special as much as we are enjoying doing it with them!



October 10th-12th
School Pictures Begin



October 18th

Volleyball parents' will be announced between the JV and Varsity games approx. 5:30 pm. (parents line up as soon as the JV game is over in hallway by the locker rooms)

EducationQuest Foundation

College Planning Bulletin

A monthly college planning guide for Nebraska high school students

Attend a College Fair! Talk to representatives from colleges across the state, region and nation during upcoming college fairs.

Norfolk Area College Fair, Sunday, September 18, 1:00-3:00 p.m. – Northeast Community College

Grand Island Area College Fair, Sunday, September 25, 1:00-3:00 p.m. – Heartland Events Center

Tri-State Area College Fair, Sunday, October 2, 12:30-3:00 p.m. – Marina Center, South Sioux City

Lincoln Area College Fair, Sunday, October 9, 1:00-3:00 p.m. – Southeast Community College

Omaha Area College Fair, **NOTE NEW DATE!** Sunday, October 23, 1:00-4:00 p.m. – University of Nebraska at Omaha

For more details and a list of colleges at each fair, see the College Fair article at EducationQuest.org.

If you can't make it to a College Fair, attend an **Educational Planning Program (EPP)**, which are smaller college fairs held statewide. See "Upcoming Events" at EducationQuest.org for dates and locations.

Register for a barcode

Before attending a college fair or EPP, visit NebraskaCollegeFairs.org to register for a barcode. Print the barcode and take it to the fair so that college reps can scan it. This will save time spent completing college information cards.

It's FAFSA time!

Beginning October 1, you and your parents can complete the FAFSA (Free Application for Federal Student Aid). Follow these tips to prepare:

Create a Federal Student Aid (FSA) ID for you and one for a parent at fsaid.ed.gov. You and a parent will each need an FSA ID to access and sign the FAFSA.

Attend an EducationQuest Financial Aid Program (FAP) to learn about the FAFSA and the financial aid process. If you attend, *you'll be eligible to register for a \$500 scholarship!* FAPs will be held at high schools across the state. Click here for dates and locations.

Review the FAFSA Checklist at EducationQuest.org to determine items you'll need to complete the FAFSA.

See FAFSA Tools at EducationQuest.org for helpful resources.

October "To Do" List

Juniors and Seniors:

- Attend a College Fair or Educational Planning Program in your area.
- Attend a Financial Aid Program.
- Sign up for Countdown2College to receive monthly college planning tips.

Seniors:

- Create an FSA ID for you and one for a parent. You'll need them for the FAFSA.
- Be aware that you can complete the FAFSA beginning October 1.
- Narrow your college choices and be aware of application deadlines and criteria.
- Register by September 16 for the October 22 ACT.
- Register by October 7 for the November 5 SAT.





SCHOOL PICTURES 2016

ELEMENTARY/ML/HS PICTURE DAY'S HAVE BEEN SCHEDULED FOR OCT 10TH -12TH. "Moments" by Bev will be doing our school pictures this year. Pictures will be taken in the Old Auditorium. Please bring picture packets back to school by October 6th. Thank you!

Monday, Oct 10th

Individual and group Band Pictures (during band class)

Tuesday, Oct. 11th

1. Elementary Teachers and Para's (prior to school)
2. Pre -K (AM) first thing
3. Kindergarten
4. 1st
5. 2nd
6. 3rd
7. 4th
8. 5th
9. Community Pictures 11:30 am – 12:30 pm – Please call Bev to schedule
10. Janitors (Ricky, Jill)
11. Route Drivers (Jim and Sandi)
12. Wendy

Wednesday, Oct 12th

1. ML/HS Teachers (prior to school) Larel and Beth also
2. 6th and class officers
3. 7th and class officers
4. 8th and class officers
5. 9th and class officers
6. Afternoon Pre – K (come to school at 11:30 am)
7. 10th and class officers
8. 11th and class officers
9. 12th class officers
10. Stuco
11. Admin



OCTOBER 2016

SUNDAY	MONDAY	TUESDAY	WEDNESDAY	THURSDAY	FRIDAY	SATURDAY
Menus are subject to change						
2	3	4	5	6	7	8
FRESH FRUIT AND VEGGIE BAR IS AVAILABE EVERY SCHOOL DAY	Breakfast: Breakfast Pizza Lunch: Cowboy Special/PBJ/Boxed Meal/Pizza	Breakfast: Pancake on a stick Lunch: Variety of Soups, Bread Sticks/PBJ/Box Meal/Pizza	Breakfast: French Toast Sticks Lunch: BBQ Pork or Chicken Patty/PBJ/Box Meal/Pizza	Breakfast: Biscuit N Gravy Lunch: Mandarin Chicken, rice, egg rolls/PBJ/Box Meal/Pizza		
9	10	11	12	13	14	15
	Breakfast: Sausage Biscuit, Juice, Milk. Lunch: Hamburgers/PBJ/Box Meal/Pizza	Breakfast: Omlettes. Lunch - Spaghetti, Garlic Bread/PBJ/Box Meal/Pizza	Breakfast: Pancakes, Banana, Milk Lunch: Chicken Patty Sandwich or Nuggets, Chips/PBJ/Box	Breakfast: Sliders/ egg sandwich. Lunch: Breaded Beef Patty/PBJ/Box Meal/Pizza Invite a fireman to lunch		
16	17	18	19	20	21	22
Breakfast also offer Cereals and cereal bars. yogurt,cheese sticks along with milk and 100% juice & fruit bar	Breakfast: Biscuits N Gravy. Lunch: Hot dogs/ Corn Dogs, Baked Beans/PBJ/Box Meal/Pizza	Breakfast: Breakfast casserole. Lunch: Pizza/PBJ/Box Meal/Pizza	Breakfast: Sausage/eggs Lunch: Cheeseburger Casserole/ PBJ/Box Meal/Pizza	Breakfast: French Toast Sticks, Lunch Chicken Fajita/PBJ/Box Meal/Pizza		
23	24	25	26	27	28	29
	Breakfast:Breakfast Burritos. Lunch: Sloppy Joe or Chicken Patty/PBJ/Box Meal/Pizza	Breakfast: Muffins/ Danish/ Cinnamon Rolls Lunch: Tacos/PBJ/ Box Meal/Pizza	Breakfast:Pancake on a stick. Lunch: Tator Tot Casserole/PBJ/Boxed Meal/Pizza	Breakfast: Pancakes, Banana Lunch: Chicken Nuggets, Augraten Potatoes/PBJ/Boxed Meal/Pizza		
30	31	NOTES: Breakfast is served from 7:30 a.m. to 7:55 a.m.				
Lunch menu choices available each day is: PBJ/Box Meal/Pizza	Breakfast: Omlettes/Hot Oatmeal Lunch: Meaty Nachos/PBJ/Box Meal/Pizza					



Hay Springs School Cafeteria

- * Breakfast menus
- * PK - 12 Lunch Menus
- * All menus are served with milk. Water is available in the lunchroom area.

HAY SPRINGS PUBLIC SCHOOLS

PO BOX 280
407 N. Baker Street
Hay Springs, NE 69347
308-638-4434



Parent-Teacher Conferences

October 20th
4:30 to 8:00 p.m.

All report cards need to be picked up from the office prior to your parent-teacher conference.

www.hshawks.com

Red Ribbon Week

This year Red Ribbon Week is recognized October 23rd through October 31st. Since 1985, Red Ribbon Week has been a time to educate youth about the dangers of drug. The Red Ribbon Campaign encourages families to talk to their children about drugs and take the Red Ribbon Pledge below. We will have Drug Prevention themed dress-up days October 24th through October 27th

Monday, October 24 - Camo Day

Tuesday, October 25 - Red, White, & Blue Day

Wednesday, October 26 - Pajama Day

Thursday, October 27 - Hat & Jersey Day



WHAT'S THE PLEDGE ABOUT?

As parents and citizens, we will talk to our children and the children in our lives about the dangers of drug abuse.

We will set clear rules for our children about not using drugs.

We will set a good example for our children by not using illegal drugs or medicine without a prescription.

We will monitor our children's behavior and enforce appropriate consequences, so that our rules are respected.

We will encourage family and friends to follow the same guidelines to keep children safe from substance abuse.

***I PLEDGE TO SET GUIDELINES TO HELP CHILDREN GROW UP SAFE,
HEALTHY AND DRUG-FREE.***

Home & School

Working Together for School Success

CONNECTION[®]

Hay Springs Public Schools
Ms. Kim Marx, Title I Director

SHORT NOTES

Celebrate progress

Suggest that your youngster create a fun reminder of all the things she has accomplished. Let her cover a container with construction paper and label it "I did it!" Then, she can write each success ("I memorized my times tables") on a slip of paper and put it in the container. If she's feeling discouraged, have her read the slips.

Excellent attendance

Being in school every day means your child won't miss out on learning. Try to schedule appointments and family trips outside of school hours. If he asks to stay home "just because," remind him of what he'll miss, such as his reading group or art class. Explain that he can be absent only if he's sick or if there's a family emergency.

Eat meals together

You may have heard that it's important for families to eat dinner together. But other meals count, too. If you work in the evenings, maybe you could make time for a family breakfast. On a weekend, try a picnic lunch! Research shows that children who regularly eat meals with their families tend to do better in school and avoid risky behavior.


Worth quoting

"The best way to cheer yourself up is to try to cheer somebody else up!"
Mark Twain

JUST FOR FUN

Q: What's yellow and smells just like green paint?

A: Yellow paint.



Homework solutions that work


Like an actor rehearsing his lines or a batter working on his swing, your child does homework to practice what he learns in school. And if he's like most youngsters, homework brings occasional challenges. Here are solutions to common problems he might face.

Getting started

When your child gets home from school or after-school care, he might want to relax for a little while, or he may want to jump right in and work. Have him try each method for one week and keep track of how it goes. He could write notes in each day's calendar square. ("Went great!" or "Hard time getting started.") After two weeks, he can review the notes to see which routine worked best.

Staying motivated

Does your youngster ever feel restless when he's doing homework? Suggest that he get up and move to a new spot. For example, he might finish his vocabulary assignment at the kitchen table and then read his science chapter on the



porch. A planned break (say, to have a snack or take a walk) can also give him a second wind.

Solving problems

Help your child make a list of strategies he can use when he gets stuck. For a math assignment, he might try tools like a number line or find sample problems in his book. When he's reading, he could look up words in a dictionary or reread a paragraph. *Tip:* If he's still stumped, he might call a friend or write down his question to ask his teacher the next day.♥

Family teamwork

Whether your youngsters are doing a group project or playing Hacky Sack, a team effort is needed. Everyone's a winner with these games that will show them teamwork in action.

Lower the yardstick. Together, hold a yardstick horizontally so that everyone has one finger underneath. Then, lower the yardstick to the ground—but if anyone's finger drops away, you have to start over. See how many tries it takes to get the yardstick to the floor.

Pass the ball. Sit in a circle with your feet out toward the center. Pass a ball around the circle—using only your feet. How many times can the ball go around before it drops on the ground?♥

